

# SAVINGS CALCULATOR



# TRANSFORM

Current Floor Care Program    Square Footage: **130000**    Pacific PAC Transform Program  
 Hourly Labor Rate: **\$15.00**

### Strip & Recoat of Terrazzo:

Strip & Recoats Per Year:	2
Coats of Finish Per Strip & Recoat:	5
Diluted Cost of Stripper:	\$ 4,750.00
Annual Cost of Stripper:	\$ 12,350.00
Cost of Floor Finish Per Gallon:	\$ 20.00
Annual Cost of Finish:	\$ 13,000.00
Finish Labor Cost:	\$ 5,848.83
Labor Cost:	\$ 19,500.00
<b>Total Cost of Strip &amp; Recoat Procedure:</b>	<b>\$ 50,698.83</b>

### Scrub & Recoat of Terrazzo:

Scrub & Recoats Per Year:	0
Coats of Finish Per Scrub & Recoat:	0
Diluted Cost of Top Coat Cleaner:	\$ 0.3800
Annual Cost of Cleaner:	\$ -
Cost of Floor Finish Per Gallon:	\$ 20.00
Annual Cost of Finish:	\$ -
Annual Material Cost:	\$ -
Finish Labor Cost:	\$ -
Scrub Labor Cost:	\$ -
<b>Total Cost of Scrub &amp; Recoat Procedure:</b>	<b>\$ -</b>

### Daily Maintenance of Terrazzo:

Scrubbing Procedure Per Year:	365
Cost of Red Pads:	\$ 8.00
Diluted Cost of Neutral Cleaner:	\$ 0.2400
Annual Material Cost:	\$ 12,653.33
Burnishing Procedure Per Year:	365
Burnishing Labor Cost:	\$ 20,933.82
Scrubbing Labor Cost:	\$ 34,719.51
<b>Total Scrubbing Procedure Costs:</b>	<b>\$ 68,671.67</b>

### Honing Procedure of Terrazzo:

Step #1 (4 passes)	
Cost of Lustr Pad #2:	\$ 170.80
Diluted Cost of LinPol Cleaner:	\$ 0.470
Material Cost:	\$ 1,898.52
Labor Cost:	\$ 2,600.00
Step #2 (4 passes)	
Cost of Lustr Pad #3:	\$ 170.80
Diluted Cost of LinPol Cleaner:	\$ 0.470
Material Cost:	\$ 1,898.52
Labor Cost:	\$ 2,600.00
Step #3 (4 passes)	
Cost of Ultra Shine Pad:	\$ 74.40
Diluted Cost of LinPol Cleaner:	\$ 0.470
Material Cost:	\$ 509.08
Labor Cost:	\$ 2,600.00
<b>Total Cost of Honing:</b>	<b>\$ 12,106.12</b>

### Daily Maintenance of Terrazzo:

Scrubbing Procedure Per Year:	365
Cost of EcoCare Pad:	\$ 24.00
Diluted Cost of LinPol Cleaner:	\$ 0.470
Annual Material Cost:	\$ 17,145.27
Labor Cost:	\$ 34,719.51
<b>Total Scrubbing Procedure Costs:</b>	<b>\$ 51,864.78</b>

### Five Years Analysis

	Year		
Strip & Recoat + Daily Maintenance	1	Honing + Daily Maintenance	\$ 63,970.90
Scrub & Burnish + Daily Maintenance	2	Daily Maintenance	\$ 51,864.78
Strip & Recoat + Daily Maintenance	3	Daily Maintenance	\$ 51,864.78
Scrub & Burnish + Daily Maintenance	4	Daily Maintenance	\$ 51,864.78
Strip & Recoat + Daily Maintenance	5	Daily Maintenance	\$ 51,864.78
<b>Total</b>		<b>Total</b>	<b>\$ 271,430.01</b>

**TOTAL SAVINGS: \$ 224,024.82**



2259 S. Sheridan Drive Muskegon, Michigan 49442  
 (800) 968-1332 PacificFloorcare.com

CLEANS AND PROTECTS  
**ALL POROUS STONE SURFACES**

# Stone Floorcare Made Simple

All terrazzo floors are composed of marble or other stone chips set in a base of Portland cement, also known as Plymouth or epoxy resins. Once thoroughly dry, the surface is then ground smooth, cleaned and lastly, polished to a high gloss.




Pacific S-28 Disk Auto Scrubber

Pacific Floorcare has developed a program that combines the restorative power of Poly Diamond pads with the superlative cleaning and protection found only in LinPol Green, an award-winning bio-based floor soap. When used in combination, these two unique technologies ensure the natural beauty of your floor will endure for years to come.

Terrazzo floors should never be sealed or coated with floor finish.




## LIFTS OUT DIRT AND LEAVES A BEAUTIFUL PROTECTIVE COATING



Week 1



Week 3

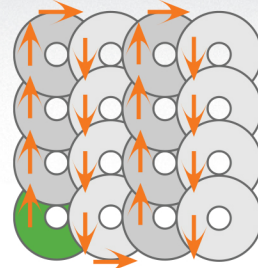


Week 2



Week 4

## STEP 1

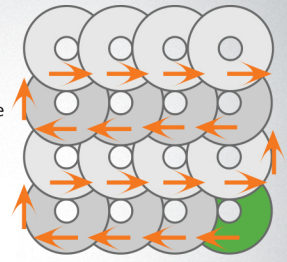


Make 2 passes in the pattern

1. Attach Luster Pad #2
2. Scrub floor in a north, east, south pattern x2
3. Scrub floor in west, north, east pattern x2

Make a total of 4 passes with the squeegee in the up position. DO NOT LOWER SQUEEGEE UNTIL THE 4TH PASS HAS BEEN COMPLETED.

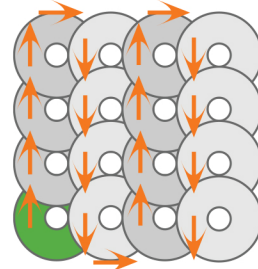
4. Rinse / scrub once with the squeegee lowered
5. Proceed to STEP 2



Make 2 passes in the pattern



## STEP 2

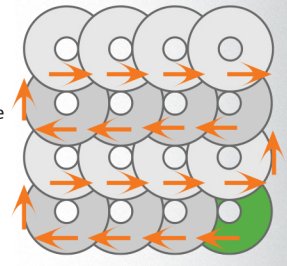


Make 2 passes in the pattern

1. Attach Luster Pad #3
2. Scrub floor in a north, east, south pattern x2
3. Scrub floor in west, north, east pattern x2

Make a total of 4 passes with the squeegee in the up position. DO NOT LOWER SQUEEGEE UNTIL THE 4TH PASS HAS BEEN COMPLETED.

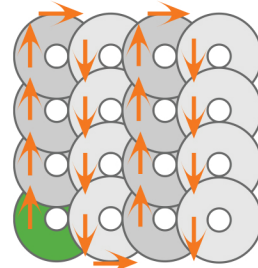
4. Rinse / scrub once with the squeegee lowered
5. Proceed to STEP 3



Make 2 passes in the pattern



## STEP 3

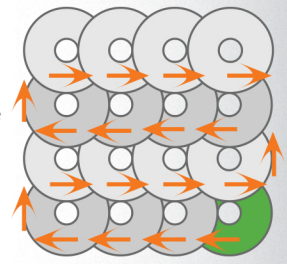


Make 2 passes in the pattern

1. Attach Ultra Shine Pad
2. Scrub floor in a north, east, south pattern x2
3. Scrub floor in west, north, east pattern x2

Make a total of 4 passes with the squeegee in the up position. DO NOT LOWER SQUEEGEE UNTIL THE 4TH PASS HAS BEEN COMPLETED.

4. Rinse / scrub once with the squeegee lowered
5. When done, follow daily maintenance instructions



Make 2 passes in the pattern



## DAILY MAINTENANCE

Scrub floor daily with Transform and EcoCare pad.

